

# 2015-19 and 2021 Uninsured Rates Chart Book for Accountable Communities of Health in Washington

OFM Health Care Research Center

February 2023



## Map of Washington's Accountable Communities of Health and Counties

### Legend

- Olympic Community of Health
- Cascade Pacific Action Alliance
- SWACH
- North Sound ACH
- Healthier Here
- Elevate Health
- North Central ACH
- Greater Health Now
- Better Health Together



## Uninsured Rates for Accountable Communities of Health, Washington, 2015-19 and 2021

---

Figure 1 - Uninsured Rates (%) for Accountable Communities of Health: Washington State, 2015 .....	1
Figure 2 - Uninsured Rates (%) for Accountable Communities of Health: Washington State, 2016 .....	2
Figure 3 - Uninsured Rates (%) for Accountable Communities of Health: Washington State, 2017 .....	3
Figure 4 - Uninsured Rates (%) for Accountable Communities of Health: Washington State, 2018 .....	4
Figure 5 - Uninsured Rates (%) for Accountable Communities of Health: Washington State, 2019 .....	5
Figure 6 - Uninsured Rates (%) for Accountable Communities of Health: Washington State, 2021 .....	6
Figure 7 - Percent Uninsured, Better Health Together, 2015-19 and 2021 .....	7
Figure 8 - Percent Uninsured, Cascade Pacific Action Alliance, 2015-19 and 2021 .....	8
Figure 9 - Percent Uninsured, Elevate Health, 2015-19 and 2021 .....	9
Figure 10 - Percent Uninsured, Greater Health Now, 2015-19 and 2021 .....	10
Figure 11 - Percent Uninsured, HealthierHere, 2015-19 and 2021 .....	11
Figure 12 - Percent Uninsured, North Central ACH, 2015-19 and 2021 .....	12
Figure 13 - Percent Uninsured, North Sound ACH, 2015-19 and 2021 .....	13
Figure 14 - Percent Uninsured, Olympic Community of Health, 2015-19 and 2021 .....	14
Figure 15 - Percent Uninsured, SWACH, 2015-19 and 2021 .....	15

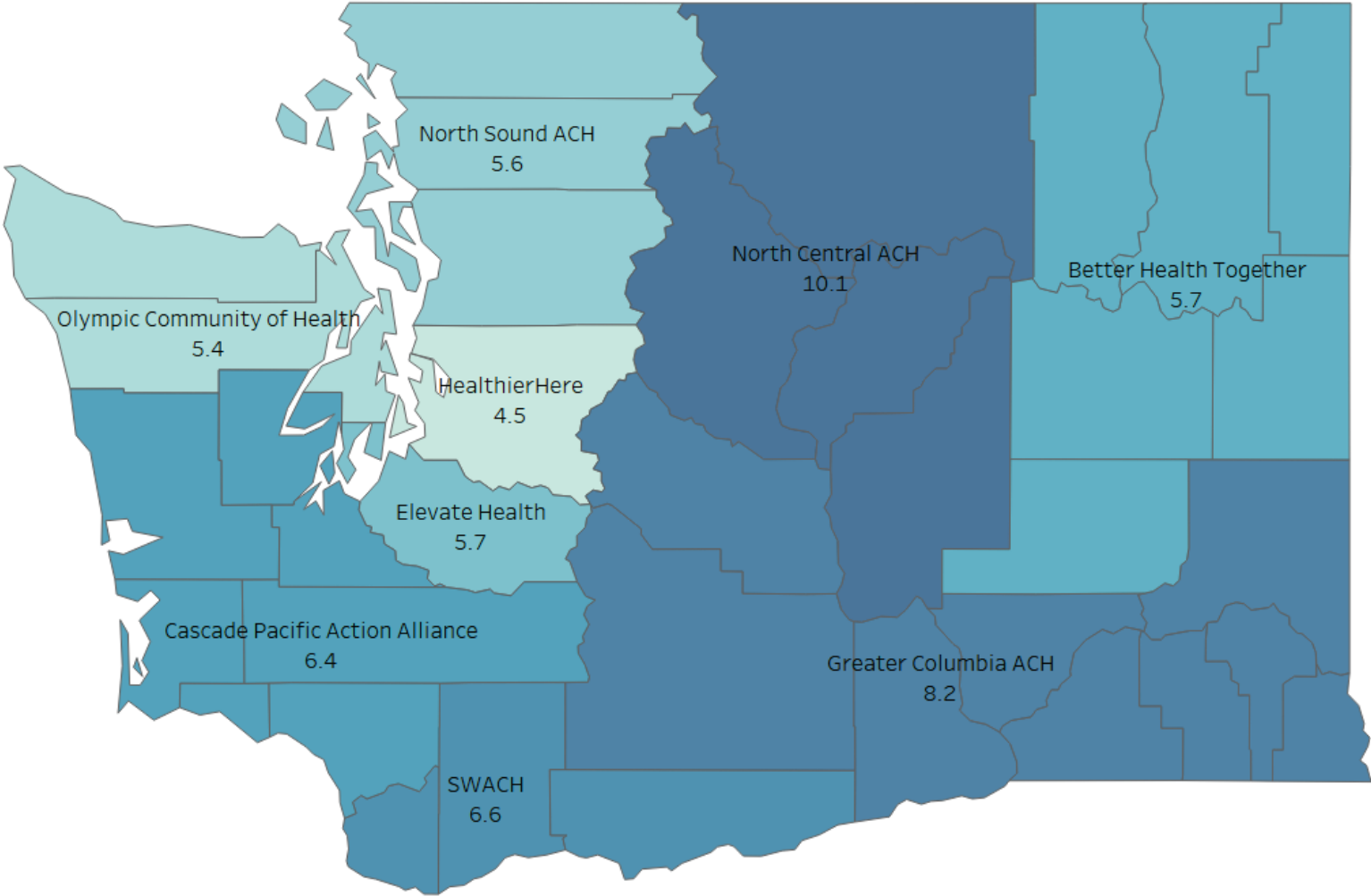
### Data Source and Notes

Appendixes: Uninsured Rates for Accountable Communities of Health (%), Washington State, 2015-19 and 2021  
Accountable Communities of Health and Counties

To accommodate persons with disabilities, this document is available in alternate formats by calling the Office of Financial Management at 360-902-0599. TTY/TDD users should contact OFM via the Washington Relay Service at 711 or 1-800-833-6388.

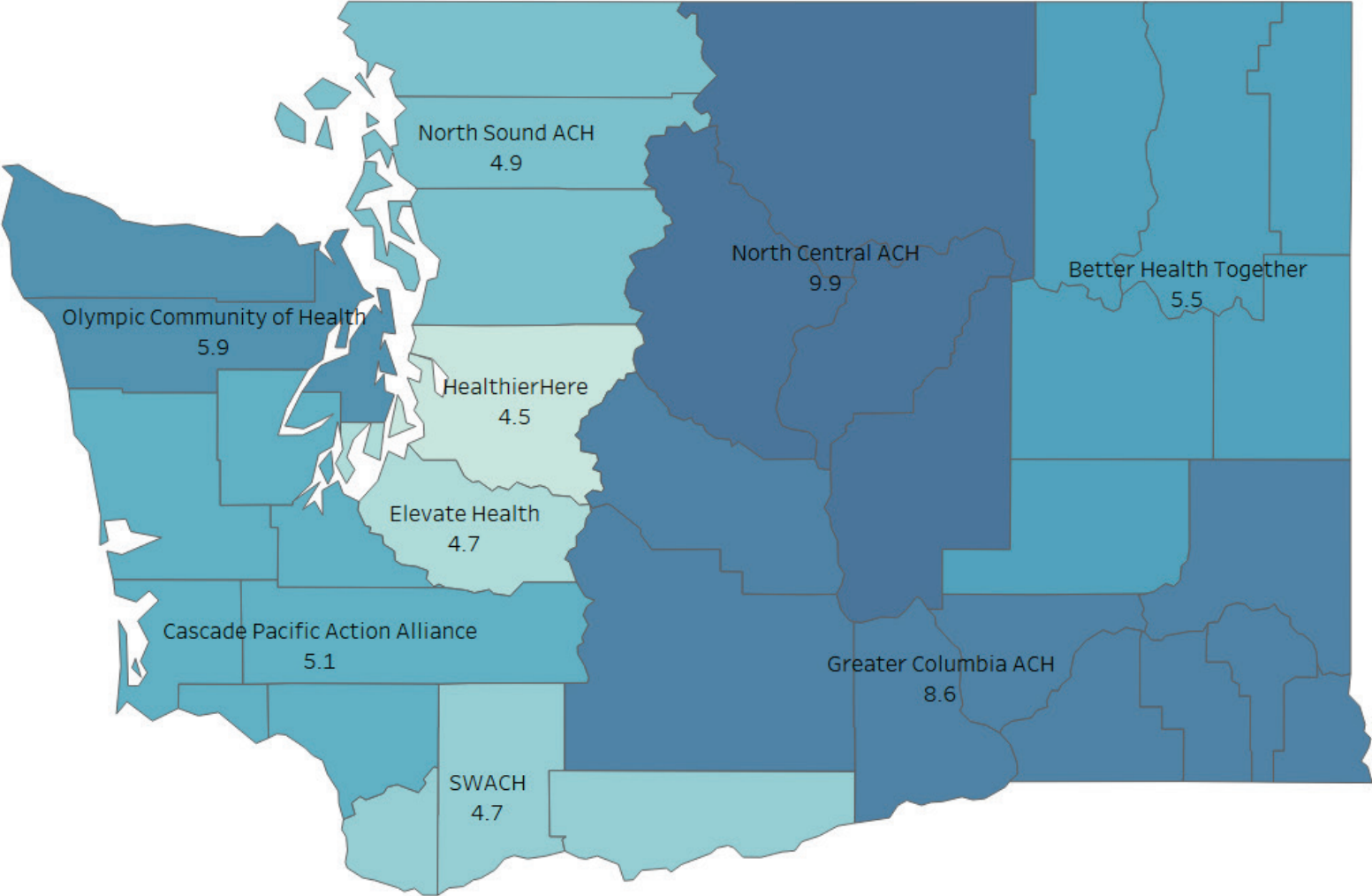
Visit our website at [www.ofm.wa.gov](http://www.ofm.wa.gov).

Figure 1 - Uninsured Rates (%) for Accountable Communities of Health: Washington, 2015



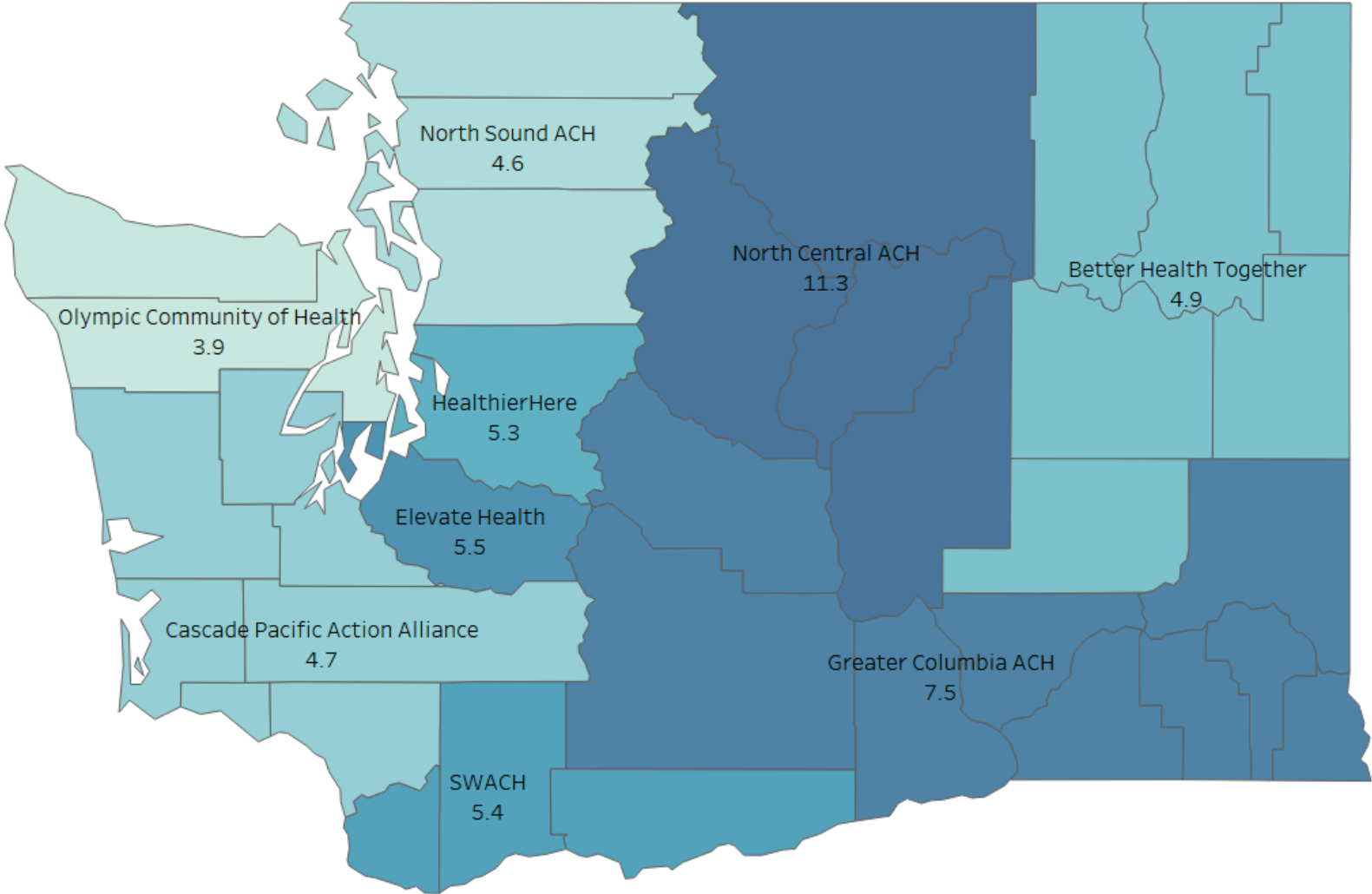
[\(Return to list\)](#)

Figure 2 - Uninsured Rates (%) for Accountable Communities of Health: Washington, 2016



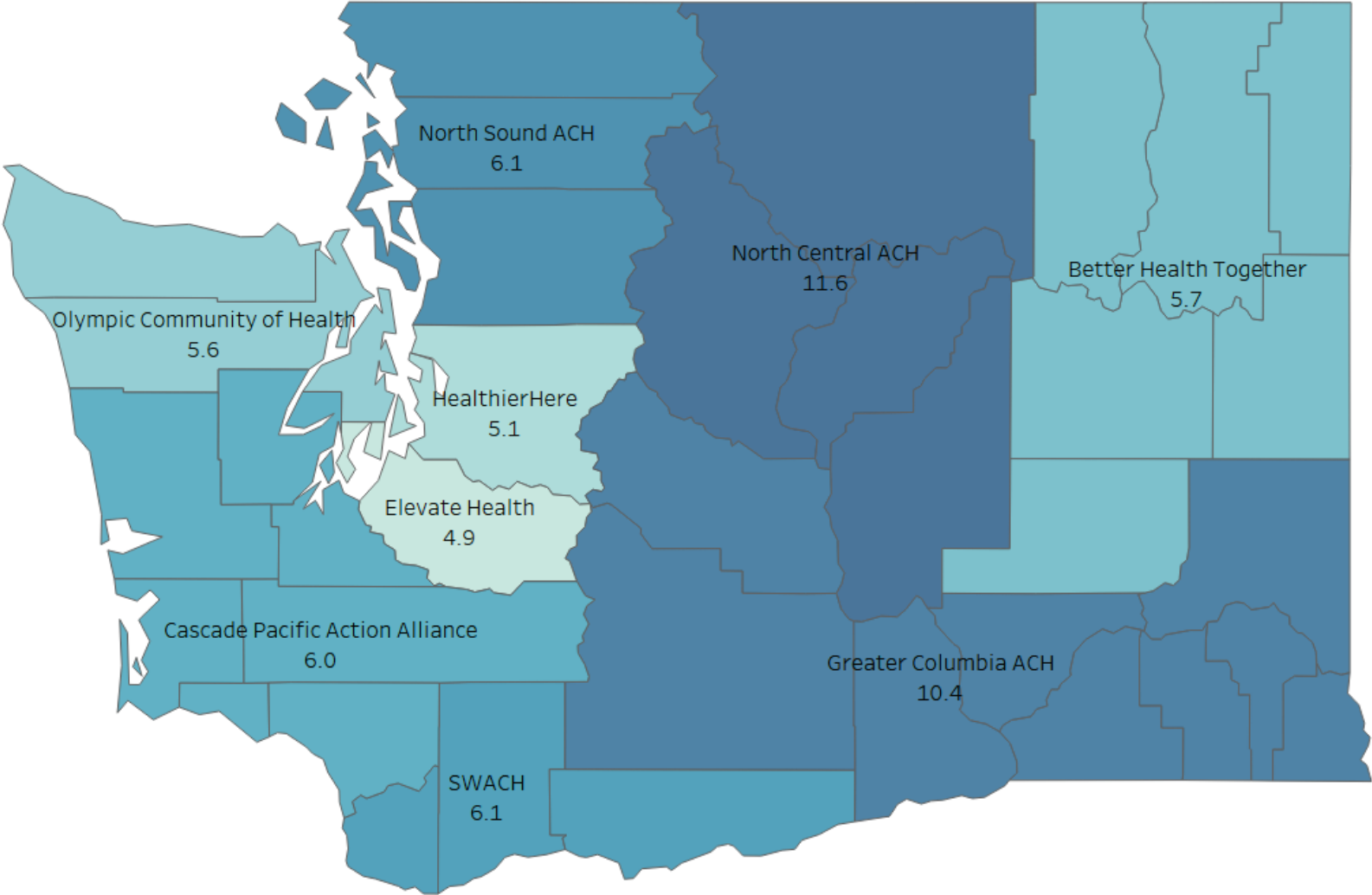
[\(Return to list\)](#)

Figure 3 - Uninsured Rates (%) for Accountable Communities of Health: Washington, 2017



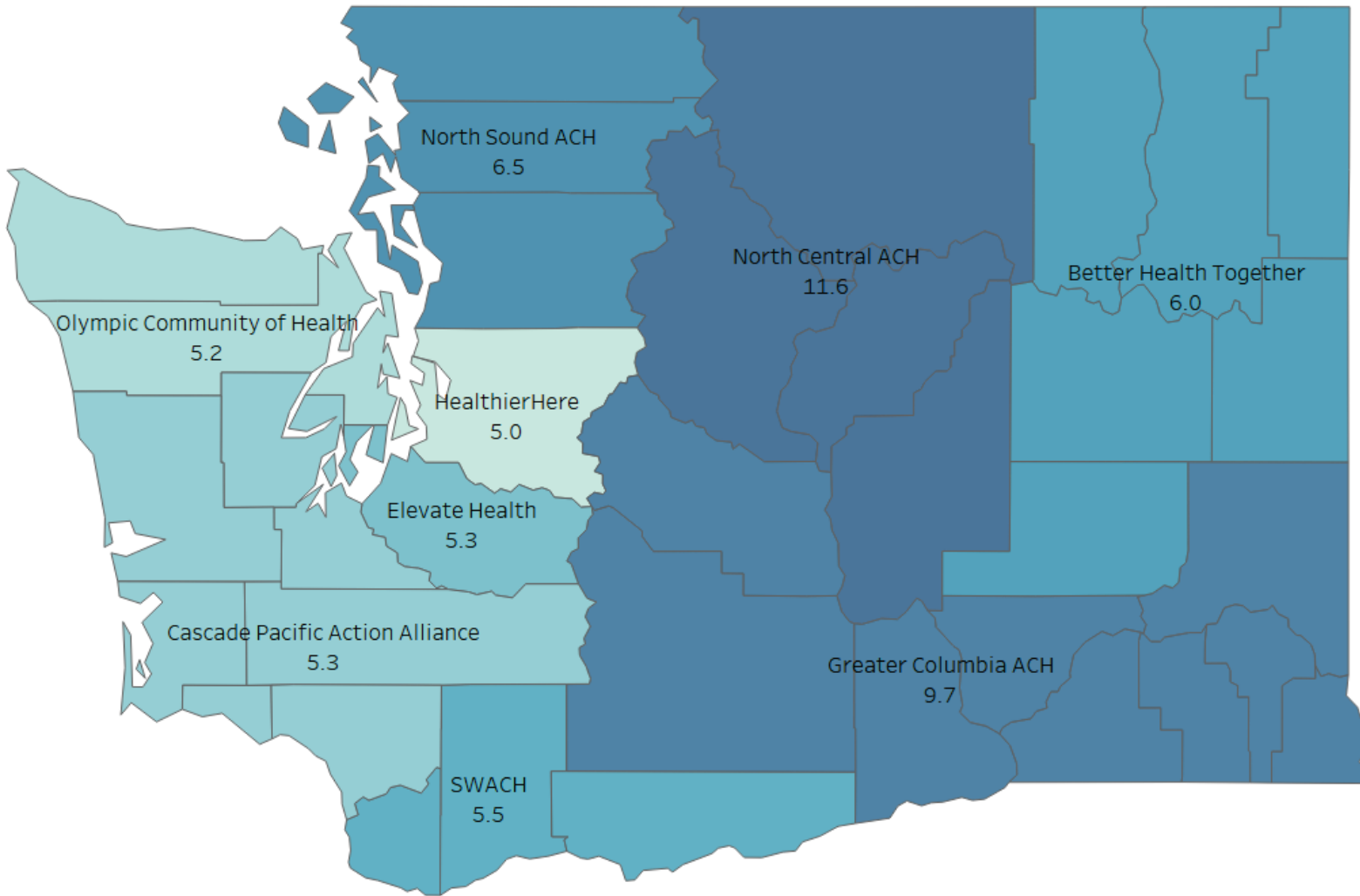
[\(Return to list\)](#)

Figure 4 - Uninsured Rates (%) for Accountable Communities of Health: Washington, 2018



[\(Return to list\)](#)

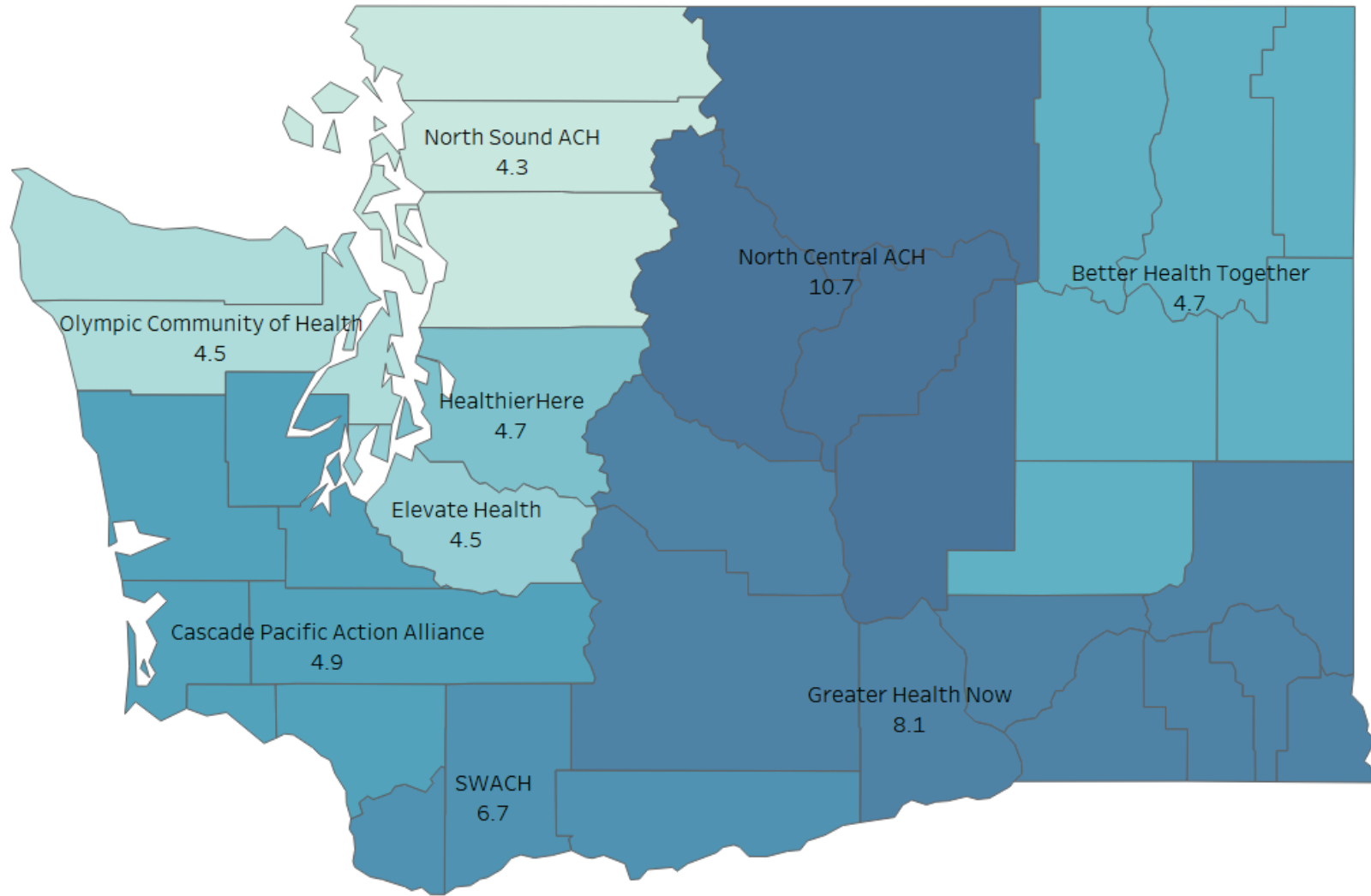
Figure 5 - Uninsured Rates (%) for Accountable Communities of Health: Washington, 2019



[\(Return to list\)](#)

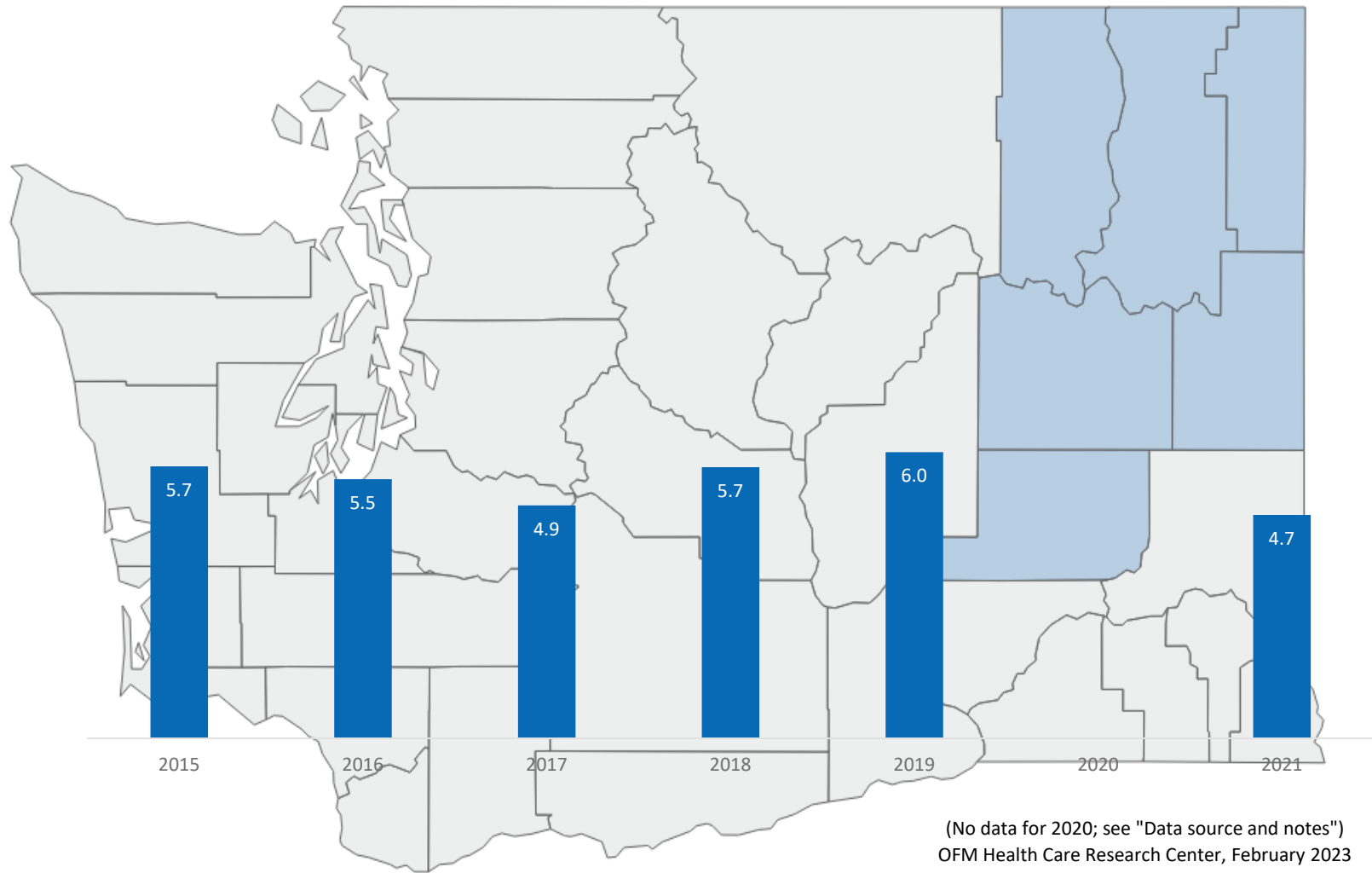


Figure 6 - Uninsured Rates (%) for Accountable Communities of Health: Washington, 2021



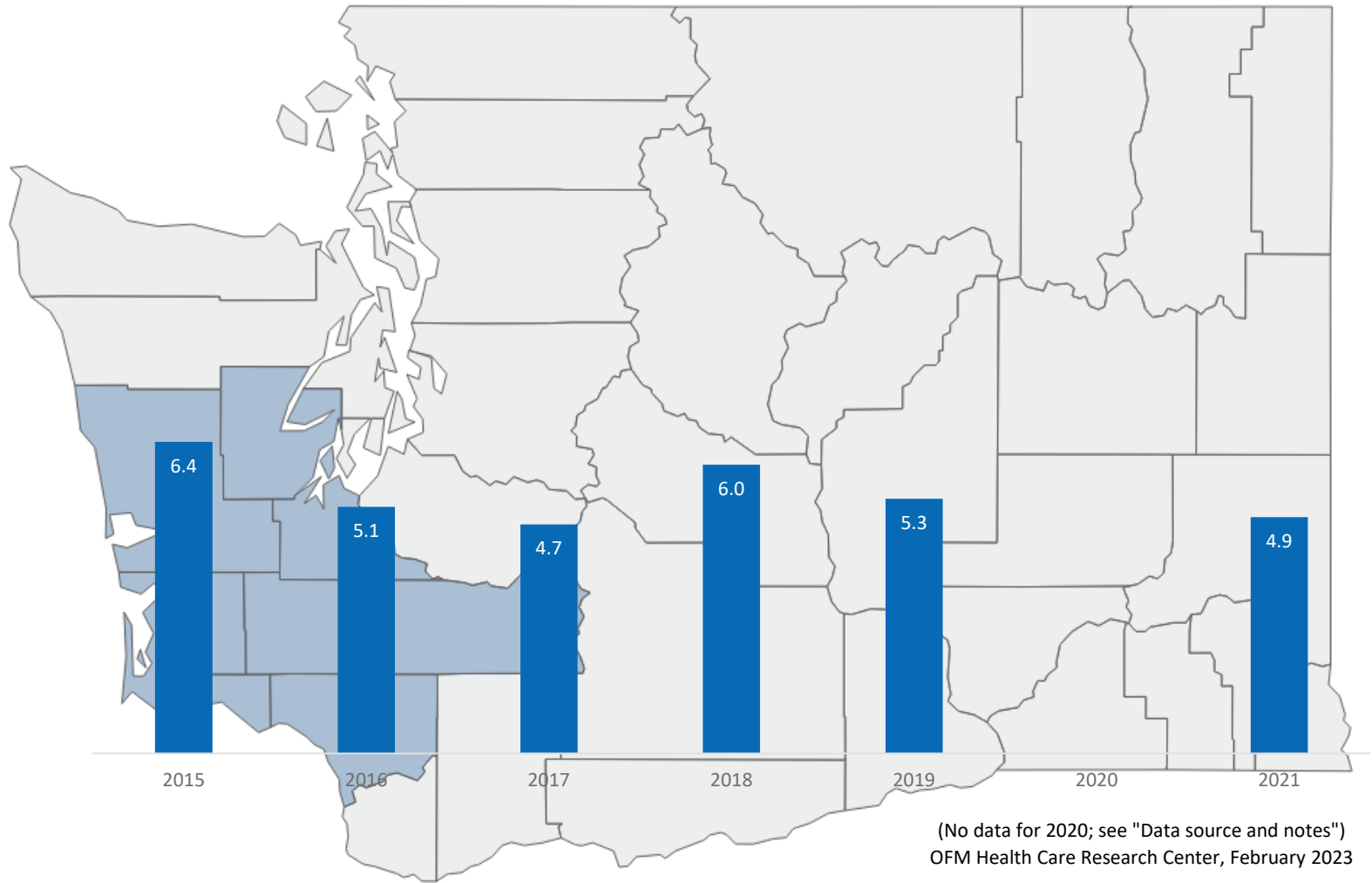
[\(Return to list\)](#)

Figure 7 - Percent Uninsured, Better Health Together, 2015-19 and 2021



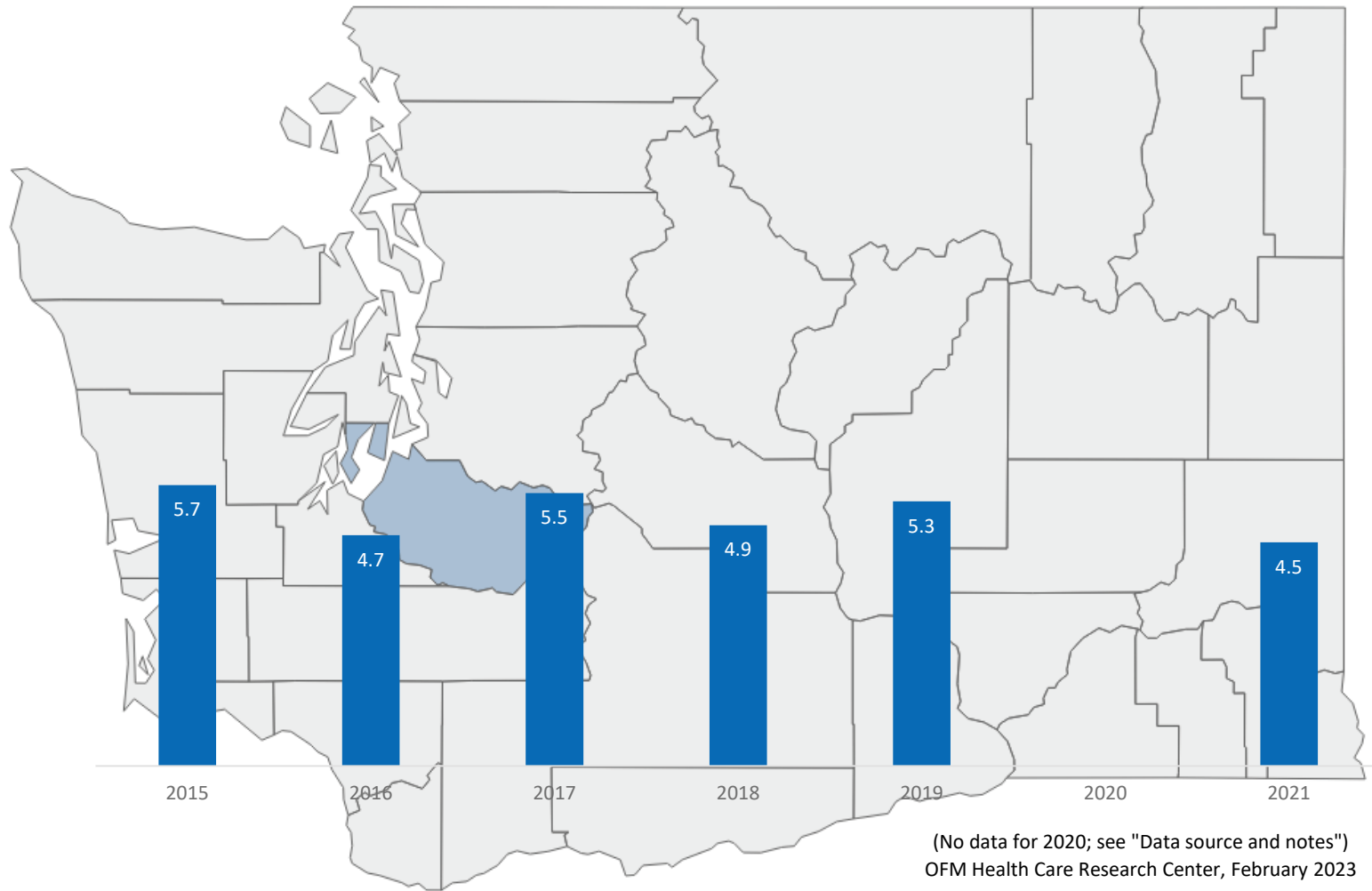
[\(Return to list\)](#)

Figure 8 - Percent Uninsured, Cascade Pacific Action Alliance, 2015-19 and 2021



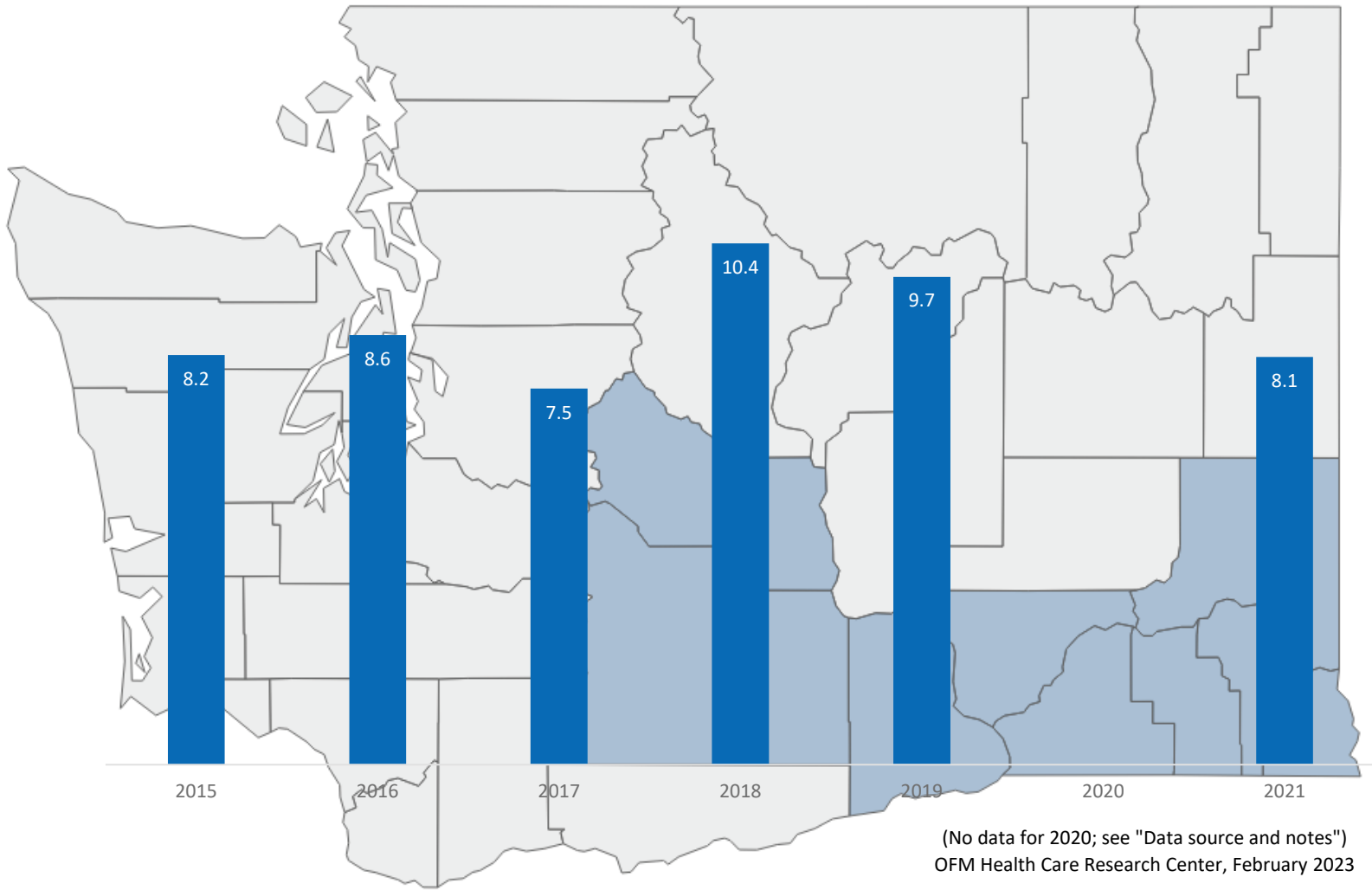
[\(Return to list\)](#)

Figure 9 - Percent Uninsured, Elevate Health, 2015-19 and 2021



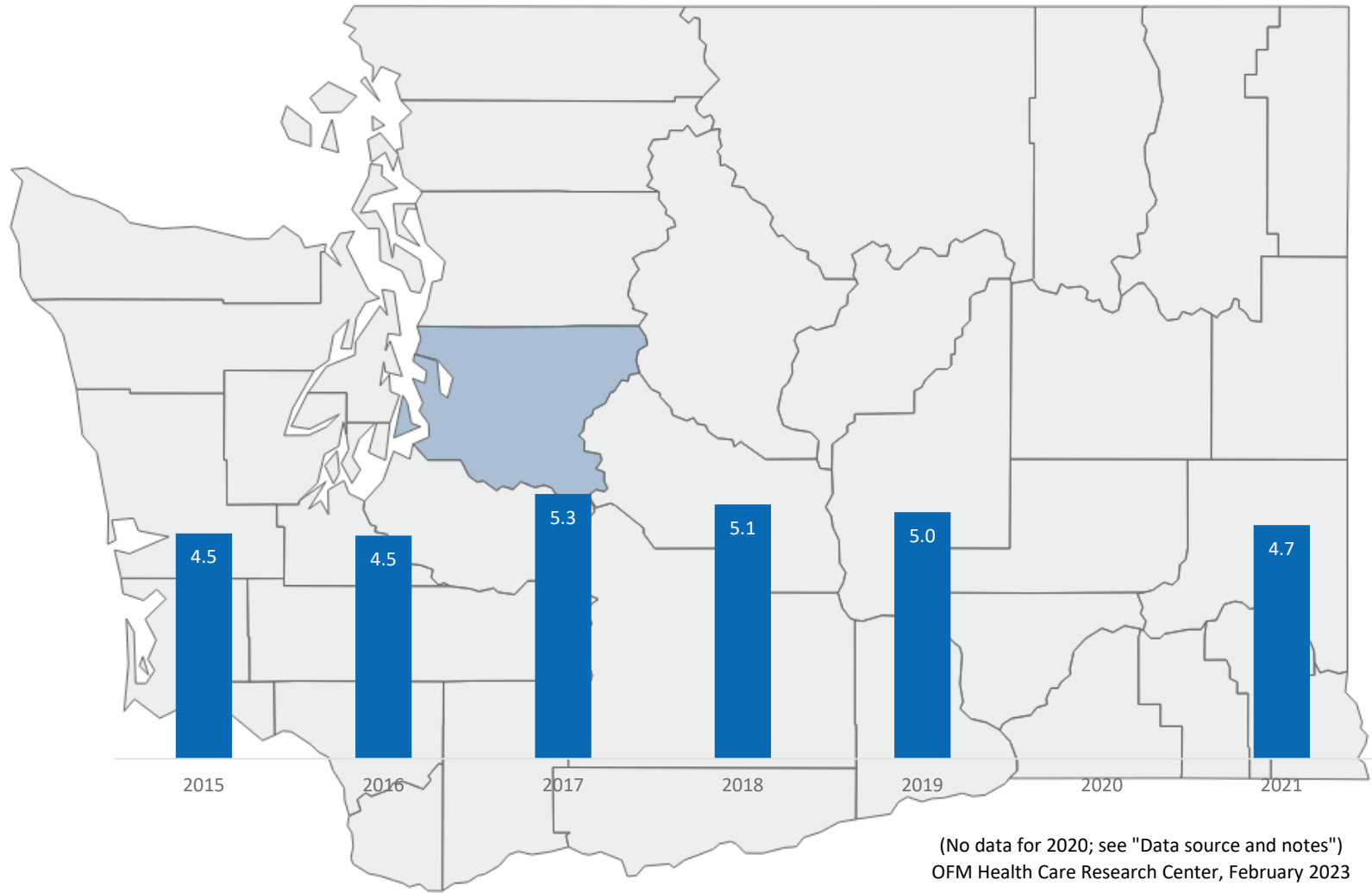
[\(Return to list\)](#)

Figure 10 - Percent Uninsured, Greater Health Now, 2015-19 and 2021



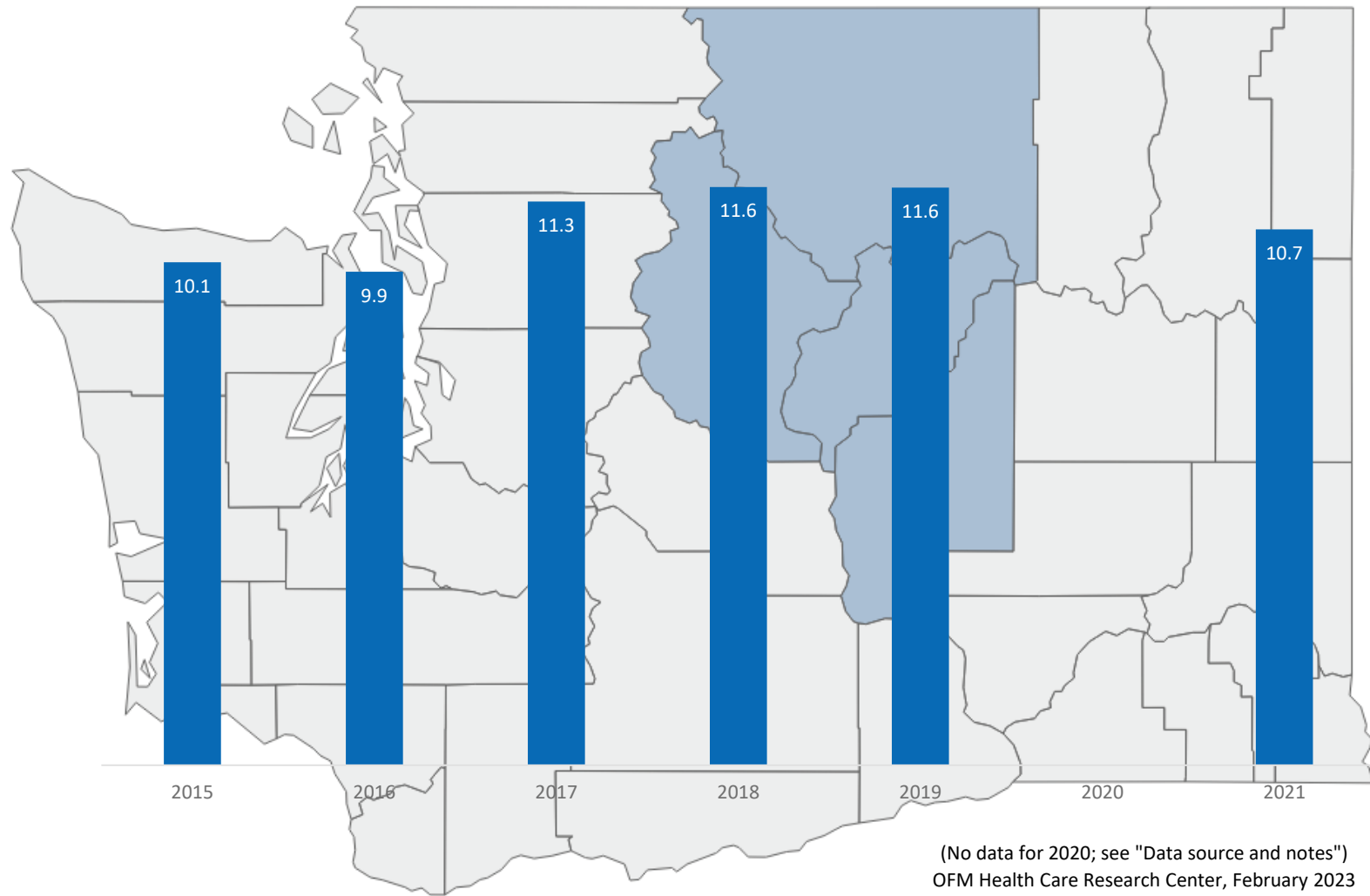
[\(Return to list\)](#)

Figure 11 - Percent Uninsured, HealthierHere, 2015-19 and 2021



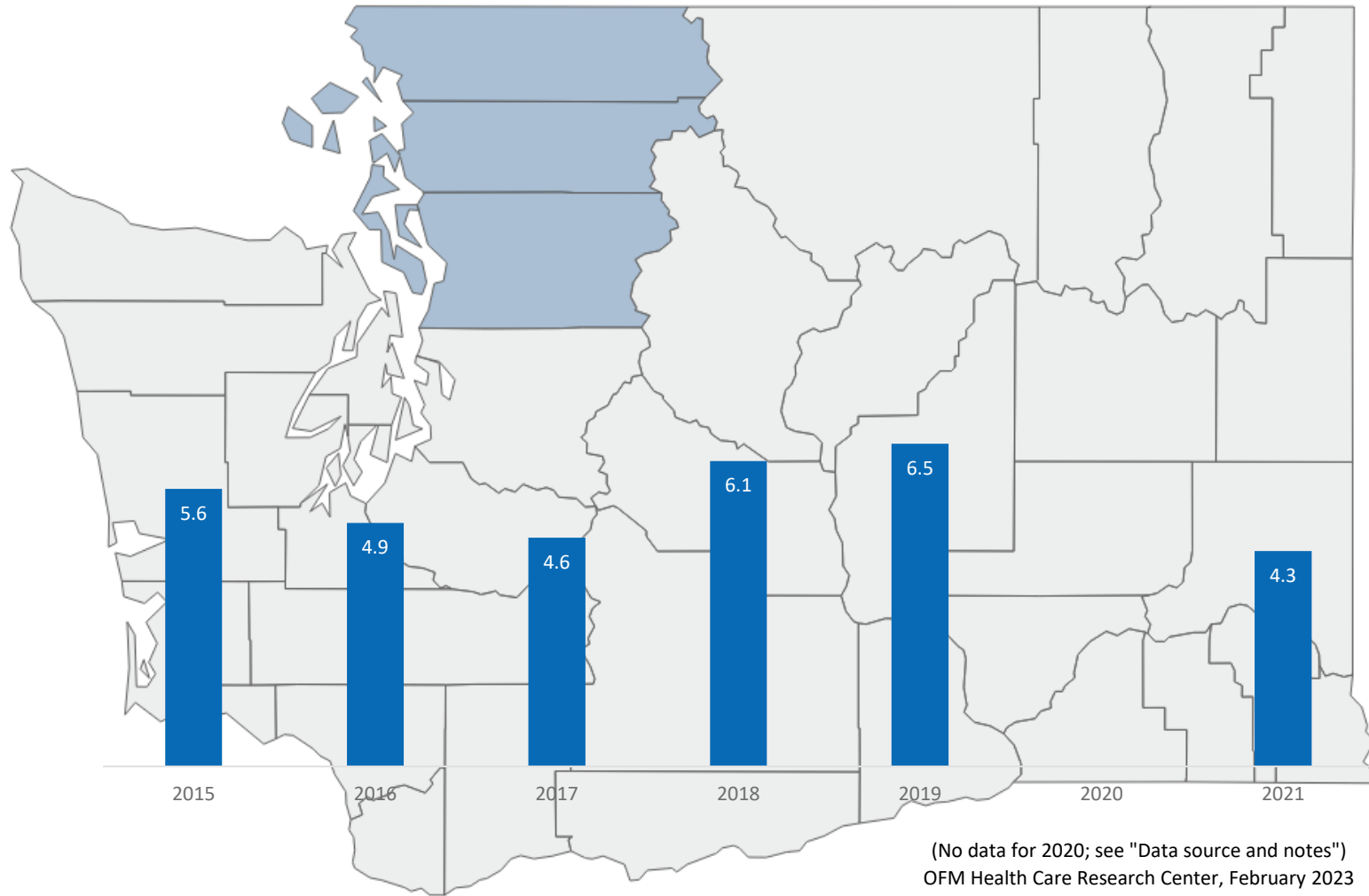
[\(Return to list\)](#)

Figure 12 - Percent Uninsured, North Central ACH, 2015-19 and 2021



[\(Return to list\)](#)

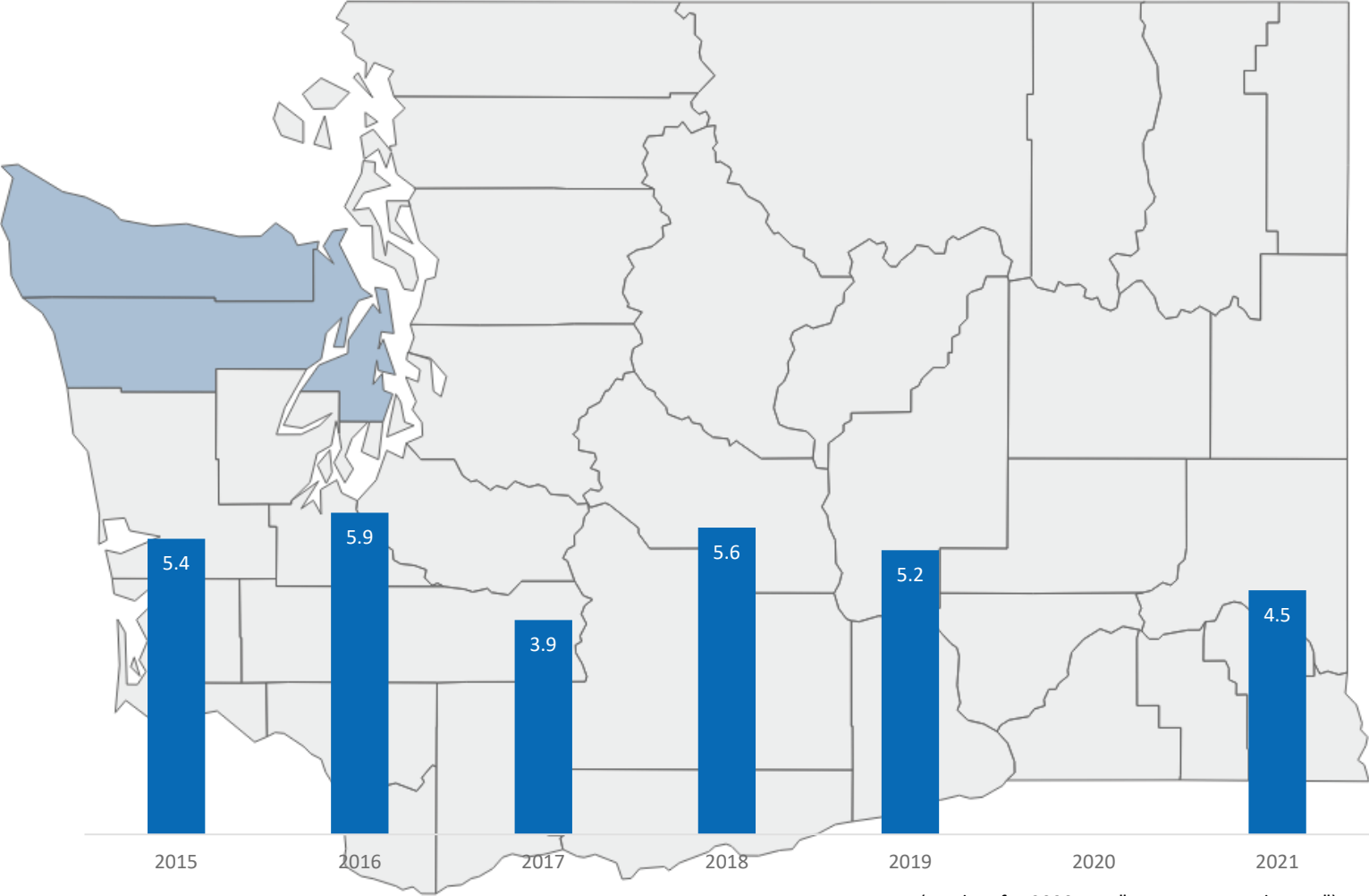
Figure 13 - Percent Uninsured, North Sound ACH, 2015-19 and 2021



[\(Return to list\)](#)



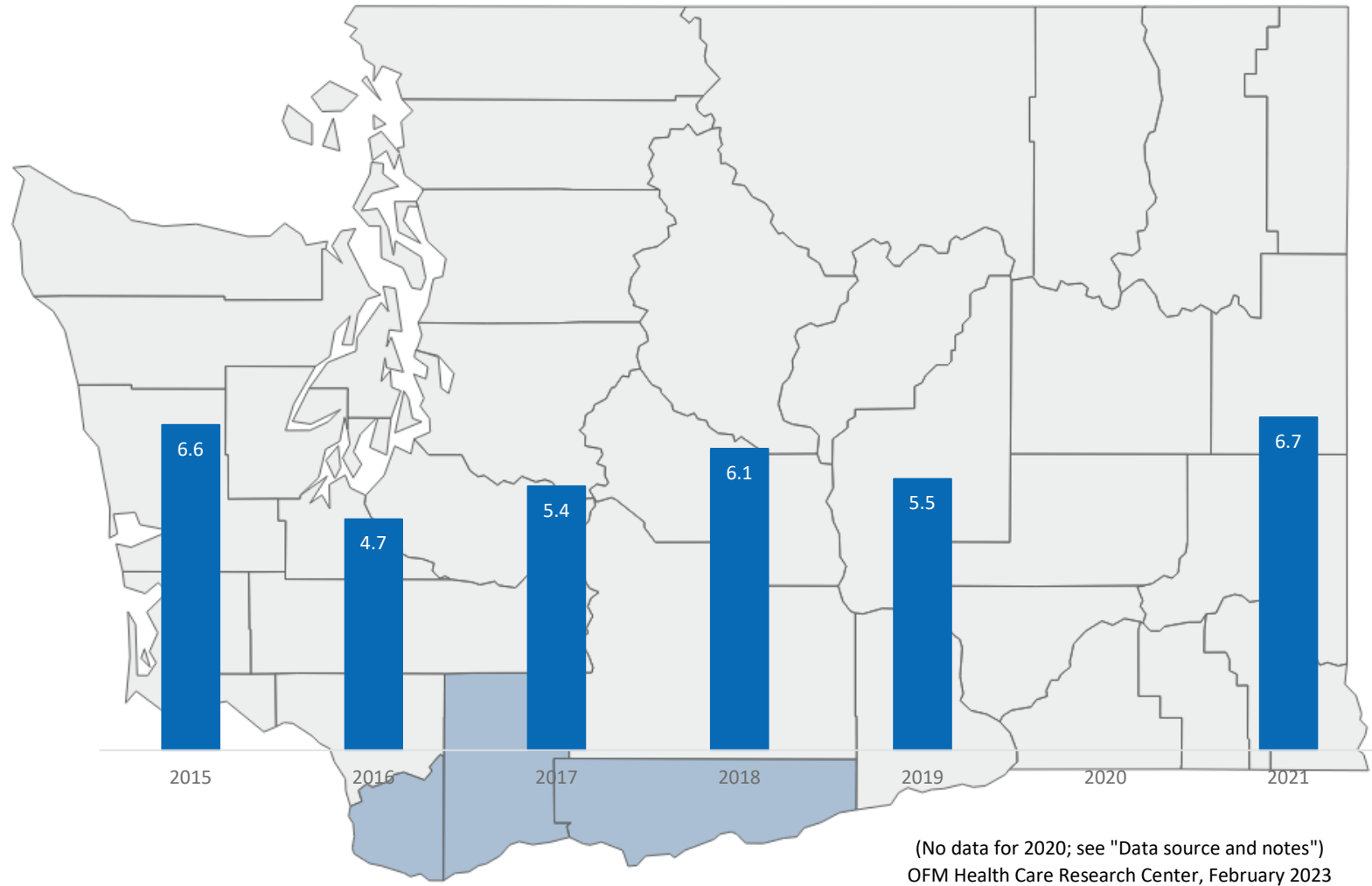
Figure 14 - Percent Uninsured, Olympic Community of Health, 2015-19 and 2021



(No data for 2020; see "Data source and notes")  
OFM Health Care Research Center, February 2023

[\(Return to list\)](#)

Figure 15 - Percent Uninsured, SWACH, 2015-19 and 2021



[\(Return to list\)](#)

## Data source and notes

The data source we used for this report is the American Community Survey (ACS) 1-year Public Use Microdata Sample (PUMS) file for 2012 to 2019 and 2021. Data for 2020 are not reported because of the 2020 ACS data quality issues.<sup>1</sup> While working with ACS data, OFM analysts uncovered a significant undercount of Medicaid enrollment in Washington starting in 2014, the year the Patient Protection and Affordable Care Act (ACA) first rolled out the Medicaid expansion program. We decided to adjust for the Medicaid undercount using administrative data from the Medicaid program.<sup>2</sup> We calculated estimates in this document using the original ACS 1-year PUMS for 2012 to 2013 and the adjusted ACS for 2014 to 2019 and 2021.

This report also used the new methodology first applied in 2020 (for the report on county uninsured estimates in 2012 to 2018). Before the 2020 report, we generated estimates for uninsured at the county level using the OFM County Population Estimate Model (CPEM). The CPEM is a synthesized data system that contains population counts of select population categories at the county level. The CPEM is constructed using the ACS 1-year PUMS and various OFM population projections.

We used the geography data field of Public Use Microdata Area (PUMA) in the ACS to allocate ACS distributions of health coverage and a few other population categories into counties in the CPEM system. Most of the PUMAs in the ACS correspond to a single county. For PUMAs that include more than one county, we performed the split of the PUMA estimates into the related counties using OFM population share estimates for the related counties.

The current methodology uses the same PUMA-county crosswalk in assigning counties to micro-records in ACS files. For records with PUMAs that each involve more than one county, we used a proportionate random imputation in the county assignment. In this case, county proportions of a PUMA are determined by OFM estimates for county population of select population categories. The output of the current methodology consists of the original ACS with the adjustment for undercount of Medicaid enrollment and the addition of the data field for county (which is used to group counties into Accountable Communities of Health). We compiled all estimates for 2015 to 2019 and 2021 in this report using the current methodology.

[\(Return to list\)](#)

---

<sup>1</sup> For more information on the 2020 data quality issues, see <https://ofm.wa.gov/sites/default/files/public/dataresearch/researchbriefs/brief106.pdf>.

<sup>2</sup> For more information on the adjustment, see [https://ofm.wa.gov/sites/default/files/public/legacy/healthcare/healthcoverage/pdf/undercount\\_medicaid.pdf](https://ofm.wa.gov/sites/default/files/public/legacy/healthcare/healthcoverage/pdf/undercount_medicaid.pdf).

## Appendix

### ACH Uninsured Rates (%), Washington, 2015-19 and 2021

ACH	2015	2016	2017	2018	2019	2020	2021
Better Health Together	5.7	5.5	4.9	5.7	6.0		4.7
Cascade Pacific Action Alliance	6.4	5.1	4.7	6.0	5.3		4.9
Elevate Health	5.7	4.7	5.5	4.9	5.3		4.5
Greater Health Now	8.2	8.6	7.5	10.4	9.7		8.1
HealthierHere	4.5	4.5	5.3	5.1	5.0		4.7
North Central ACH	10.1	9.9	11.3	11.6	11.6		10.7
North Sound ACH	5.6	4.9	4.6	6.1	6.5		4.3
Olympic Community of Health	5.4	5.9	3.9	5.6	5.2		4.5
SWACH	6.6	4.7	5.4	6.1	5.5		6.7
State	5.8	5.4	5.5	6.2	6.1		5.3

(OFM Health Care Research Center, February 2023)

### ACHs and Counties

ACH	Counties
Better Health Together	Adams, Ferry, Lincoln, Pend Oreille, Spokane, Stevens
Cascade Pacific Action Alliance	Cowlitz, Grays Harbor, Lewis, Mason, Pacific, Thurston, Wahkiakum
Elevate Health	Pierce
Greater Health Now	Asotin, Benton, Columbia, Franklin, Garfield, Kittitas, Walla Walla, Whitman, Yakima
HealthierHere	King
North Central ACH	Chelan, Douglas, Grant, Okanogan
North Sound ACH	Island, San Juan, Skagit, Snohomish, Whatcom
Olympic Community of Health	Clallam, Jefferson, Kitsap
SWACH	Clark, Klickitat, Skamania

[\(Return to list\)](#)